

Tough guys

The EC-B series

www.liebherr.com

LIEBHERR

Top-slewing cranes







Tough guys for the future

EC-B cranes are an indispensable part of the Liebherr product portfolio. Our flat-top cranes offer outstanding features in terms of assembly and transport, and their special design without tower head also means that multiple cranes can work together closely and safely on constricted sites.

Flat-top cranes are now commonplace on construction sites all over the world. We have taken the strong features of our already successful EC-B series as a basis and optimised them with a range of highlights to ensure that they remain the crane of choice for years to come. The result is a series of tough models that excel when it comes to performance, assembly solutions, operating systems, working comfort and appearance. Make sure you have tough our guys on your site!


Contents

**The tough
guys are
here ...**



Unmatched performance

- Tower performance
- Load-Plus
- Fibre version
- Jib extension



Brilliant mounting solutions

- New compact head
- New quick-release connections
- Optimised for transport
- Heavy pins easy to handle
- Height-adjustable support of counter-jib guying
- Pickaback system


16



Smart operating system

- Tower Crane OS
- Operating-range limiting system
- Intelligent assistance systems
- Scaling assistant

20



Comfortable working environment

- More comfort and more space
- Clear, unrestricted view
- Three versions
- Ergonomic workplace

24



Impressive design


- Colour options
- Advertising space

Tough guys have power





Unmatched performance



Tower performance


The new EC-B cranes can of course be combined with the existing towers in our portfolio. The great thing is that they utilise the performance potential of the tower systems better than ever before. For example, the 370 EC-B Fibre can be used with the 21 HC 290 tower system without any restrictions – in other words, you get to enjoy top economy with a conventional tower system which is already widely available on the market.

Load-Plus

No lift is too heavy for the new EC-B cranes. The Load-Plus function gives you up to 20 % more lifting capacity at the touch of a button.

Jib extension

Even the standard versions of these cranes offer long reaches. We also provide options for flexible jib length adjustment to suit your site. A three-metre extension achieves the longest reaches in all classes. A 2.5 m intermediate section allows the standard increment of 5 m to be refined even further. This enables you to use your cranes on as many different sites as possible.



Other features



- **Lighter components** - easier assembly, light-weight construction for greater lifting capacity
- **Lifting capacity options** - either high maximum lifting capacities or exceptional lifting capacities at the jib head
- **Pure 2-fall** - maximum handling capacity using maximum hoist speed
- **High-performance drive units** - precision operation using Micromove and adjustable slewing gear modes

Fibre version

An EC-B crane delivers even more performance if you opt for a Fibre version. The key feature of the new fibre rope cranes is the low weight of the rope itself and of the hook block, which directly impacts the crane's lifting capacity. Further unique features include a longer service life and easier maintenance and handling.

Tough guys are in full control





Ingenious transport solutions ...



Pickaback system

Transporting the counter-jib via pickaback system is a time-tested transport option for existing EC-B cranes. Loading and unloading in one lift helps to speed up the assembly process and transporting the complete counter-jib on one truck shows that large cranes are now as compact as small ones.





Optimised for transport

The jibs for the new EC-B cranes have extremely small external dimensions. This means that three long jib sections can be stacked on the bed of a standard truck for transport. The 520 EC-B Fibre can, for example, be transported using just five trucks. This reduces both CO₂ emissions and transport costs.

... and clever assembly solutions



Height-adjustable support of counter-jib guying

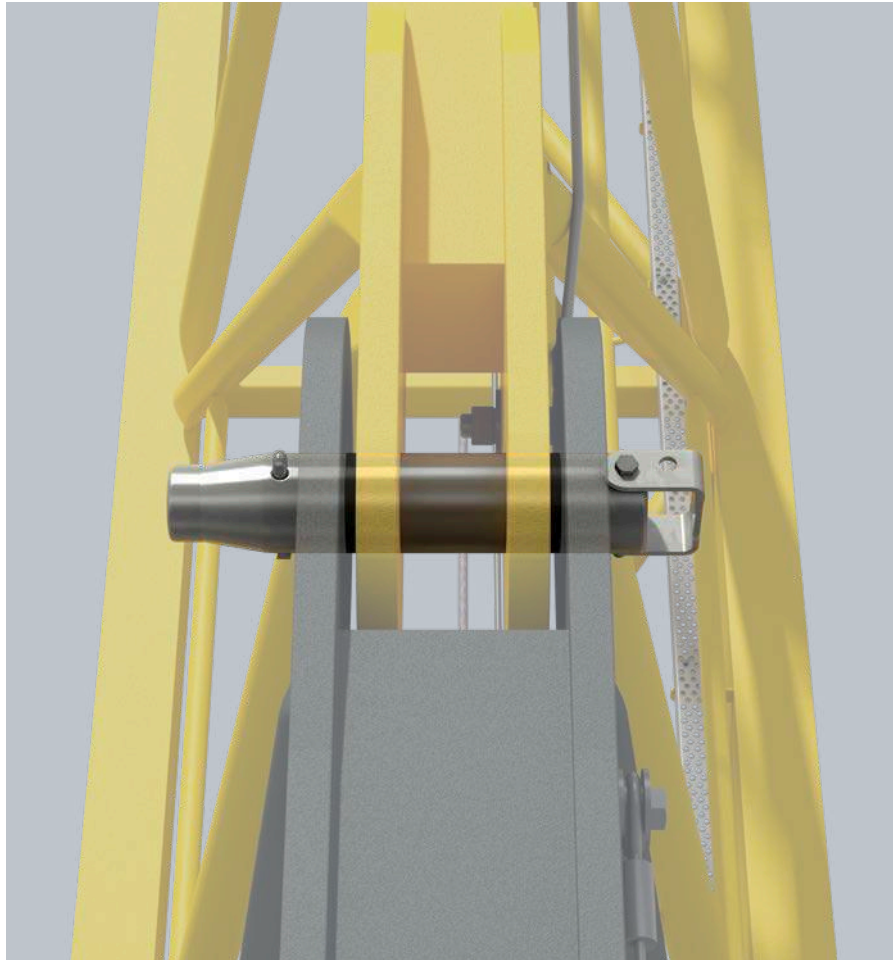
To help service technicians, the EC-B cranes have an additional support for the counter-jib guying. The height can be aligned precisely using a smooth running adjustable spindle. This makes erection easier.

New quick-release connections

The LiConnect quick-release connections make attaching the slewing platform to the jib and counter-jib even easier and safer. A weight-optimised design means in difficult weather conditions and at a slight gradient – in other words at a positive or negative angle. This saves assembly preparation time.

New compact head

The core of the crane, the slewing platform, was the particular focus for the revision of the EC-B series. A weight-optimised design means that the new models are up to one tonne lighter – depending on the crane type. Furthermore, both the cabin and the switch cabinet platforms are secured to the slewing platform with quick-release connections so that they can be installed and removed quickly. This change is particularly beneficial if only small mobile cranes are available.



Heavy pins easy to handle

One jib pin can weigh up to 30 kg. That's quite a weight for a service technician to handle at great heights. So we have come up with the perfect solution. Assembly engineers can now insert pins safely using a handle and a centring tool. The flattened end of the pins, the centring tool, makes inserting the pins easier, particularly if the component being assembled hasn't yet been properly aligned.

Other features



- **Tower bolting from the slewing platform** – safe working practice without assembly platforms
- **Quick-release electrical connections** – simple plug-in process replaces complicated connection. Coded plugs prevent errors
- **Pin magazine** – pins are stored in pin magazines so they are always in easy reach
- **Optimised transport** – can be transported in a small number of packages
- **Catwalks to the jib head** – ergonomic and safely accessible
- **Time-tested Liebherr accessories** – substructures, towers, LiUP; all familiar accessories can still be used

Tough guys help out





Smart operating system



Tower Crane OS

We are all familiar with tapping, swiping and pinch & spread gestures when using a smartphone or tablet. The control system of our EC-B cranes is now just as simple and intuitive. A touchscreen, gesture control, clear displays, an optimised menu structure and all the key information at a glance; extensive training and induction times are reduced as a result of the simple control interface of the TC-OS Tower Crane Operating System.

Operating-range limiting system

Setting operating range limits is visually supported by the TC-OS. The limiting shape is drawn and displayed in real time. The crane operator can adjust the map alignment as they wish, similar to a vehicle navigation system. This means that either the crane or the environment moves in the display.

Intelligent assistance systems

Modern construction in the 21st century is characterised by ever greater complexity in less space, coupled with time and cost pressure. The demands on construction machinery and its operators are growing, especially in the tower cranes sector. To help crane operators with their work whilst also increasing handling capacity, reliability and safety, the control system on the new EC-B cranes features the already familiar Litronic assistance systems.



Scaling assistant

The scaling process is one of the most important steps in the safe commissioning of a crane. The newly developed scaling assistant provides the service technician with predefined masks for this purpose. The control system automatically adopts the correct load diagram and settings. At the same time, a logic check of the settings is carried out in the background.

Scaling is significantly easier with the scaling assistant and safer than ever before, even in difficult conditions.

Other features



- **Clear information** – unambiguous colour display as soon as critical states are reached (for example max. lifting capacity reached)
- **Camera** – add conventional trolley camera systems to the display – no additional display required
- **Membrane keys** – for direct access to the main functions
- **IP65 rating** – the surface of the display is insensitive to water and dust
- **User-friendly menu structure** – allows users to concentrate on their content

Tough guys make themselves at home





Comfortable working environment



More comfort with more space

With a floor area of 2.35 m², the LiCAB® has more space than any previous flat-top crane cabin. A well-designed, tidy interior design, an individually adjustable control stand and various other features make the cabin a second home.

Clear, unrestricted view

In addition to its size, one of the main features of a crane cabin is the quality of the view it provides. It is already clear from the outside that the LiCAB® has been completely redeveloped with special attention given to improving visibility. The crane operator now has a perfect view of the site at all times, enhancing the safety of personnel and the machine.

Ergonomic workplace

A crane operator's workplace needs to be sufficiently comfortable so they can stay focused on their work throughout the day. The control stand can be tilted, moved and the armrests adjusted to ergonomically meet the needs of each individual operator.



Other features



- **Ventilation concept** – fast, targeted heating or air conditioning of the cabin through revised ventilation concept
- **Storage trays and sockets** – so everything has its place and works, with USB and 230 V outlets
- **Timer for HVAC** – no more annoying waiting to get to working temperature and a clear view


Three versions

The LiCAB® is available in three different configurations. The standard version alone includes a range of comfort features and ergonomic improvements. We offer suitable solutions for every climate zone, regardless of the temperature.


Our LiCAB® Air and LiCAB® AirPlus feature a new air conditioning concept.

Tough guys have presence





Impressive design



Remote effect

The best advertising for your company is when the whole world can see the buildings you are doing an amazing job on! What better way to achieve this than by using the most prominent point on site – your crane. The striking, unique look of the new EC-B cranes make it all possible.

Colour

Design your crane according to your own preferences. We offer different options for customising your crane in line with your company colours. Our two-colour concept is a particularly cost-effective customisation option.



Advertising space

Up to 9 m² of advertising space has been included for you in the crane's design. Above all else, this means that you no longer have to worry about surface areas susceptible to wind, or additional assembly and transport. We supply the complete package – including installation and LED lighting on request. So that it's more than just your crane that is seen from afar.

Our tough guys at a glance





125 EC-B 6

Max. lifting capacity	6.0 t
Point of intersection	18.3 m
Max. radius	58.0 m
Lifting cap. at the jib head	1.6 t
Max. hook height*	59.0 m

205 EC-B 10

Max. lifting capacity	10.0 t
Point of intersection	18.0 m
Max. radius	65.0 m
Lifting cap. at the jib head	2.1 t
Max. hook height*	68.2 m

220 EC-B 10

Max. lifting capacity	10.0 t
Point of intersection	19.0 m
Max. radius	68.0 m
Lifting cap. at the jib head	2.25 t
Max. hook height*	68.2 m

220 EC-B 12

Max. lifting capacity	12.0 t
Point of intersection	15.5 m
Max. radius	68.0 m
Lifting cap. at the jib head	2.05 t
Max. hook height*	68.2 m

240 EC-B 10 Fibre

Max. lifting capacity	10.0 t
Point of intersection	19.3 m
Max. radius	68.0 m
Lifting cap. at the jib head	2.5 t
Max. hook height*	68.2 m

240 EC-B 12 Fibre

Max. lifting capacity	12.0 t
Point of intersection	15.9 m
Max. radius	68.0 m
Lifting cap. at the jib head	2.4 t
Max. hook height*	68.2 m

270 EC-B 12

Max. lifting capacity	12.0 t
Point of intersection	18.3 m
Max. radius	73.0 m
Lifting cap. at the jib head	2.15 t
Max. hook height*	87.6 m

300 EC-B 12 Fibre

Max. lifting capacity	12.0 t
Point of intersection	18.8 m
Max. radius	73.0 m
Lifting cap. at the jib head	2.55 t
Max. hook height*	87.6 m

340 EC-B 12

Max. lifting capacity	12.0 t
Point of intersection	19.5 m
Max. radius	78.0 m
Lifting cap. at the jib head	2.4 t
Max. hook height*	84.7 m

340 EC-B 16

Max. lifting capacity	16.0 t
Point of intersection	14.5 m
Max. radius	78.0 m
Lifting cap. at the jib head	2.1 t
Max. hook height*	84.7 m

370 EC-B 12 Fibre

Max. lifting capacity	12.0 t
Point of intersection	21.0 m
Max. radius	78.0 m
Lifting cap. at the jib head	2.8 t
Max. hook height*	84.7 m

370 EC-B 16 Fibre

Max. lifting capacity	16.0 t
Point of intersection	15.6 m
Max. radius	78.0 m
Lifting cap. at the jib head	2.5 t
Max. hook height*	84.7 m

470 EC-B 16

Max. lifting capacity	16.0 t
Point of intersection	18.5 m
Max. radius	83.0 m
Lifting cap. at the jib head	2.4 t
Max. hook height*	96.0 m

470 EC-B 20

Max. lifting capacity	20.0 t
Point of intersection	15.0 m
Max. radius	83.0 m
Lifting cap. at the jib head	2.2 t
Max. hook height*	96.0 m

520 EC-B 20 Fibre

Max. lifting capacity	20.0 t
Point of intersection	15.4 m
Max. radius	83.0 m
Lifting cap. at the jib head	2.9 t
Max. hook height*	96.0 m


* With standard configuration. Detailed listings can be found as part of the data sheet.

And tomorrow?

Since the development of the first tower crane more than six decades ago, we have been working with passion on innovations that help people move forward. These include fast, accommodating service options and a broad network of competent partners.

A direct line to our Tough Guys – contact your local dealer for individual advice about the EC-B series.

www.liebherr.com/tc/EC-B





Liebherr-Werk Biberach GmbH
Memminger Str. 120 • 88400 Biberach an der Riß, Germany
Phone +49 7351 41-0 • info.lbc@liebherr.com • www.liebherr.com

LIEBHERR

This information is supplied without liability. Subject to technical modifications.
Printed in Germany by leR • C7 • LBC-835-10.22_enGB