

1000 EC-H




1000 EC-H 40 Litronic

FEM
Technical Data

LIEBHERR

Tower Cranes

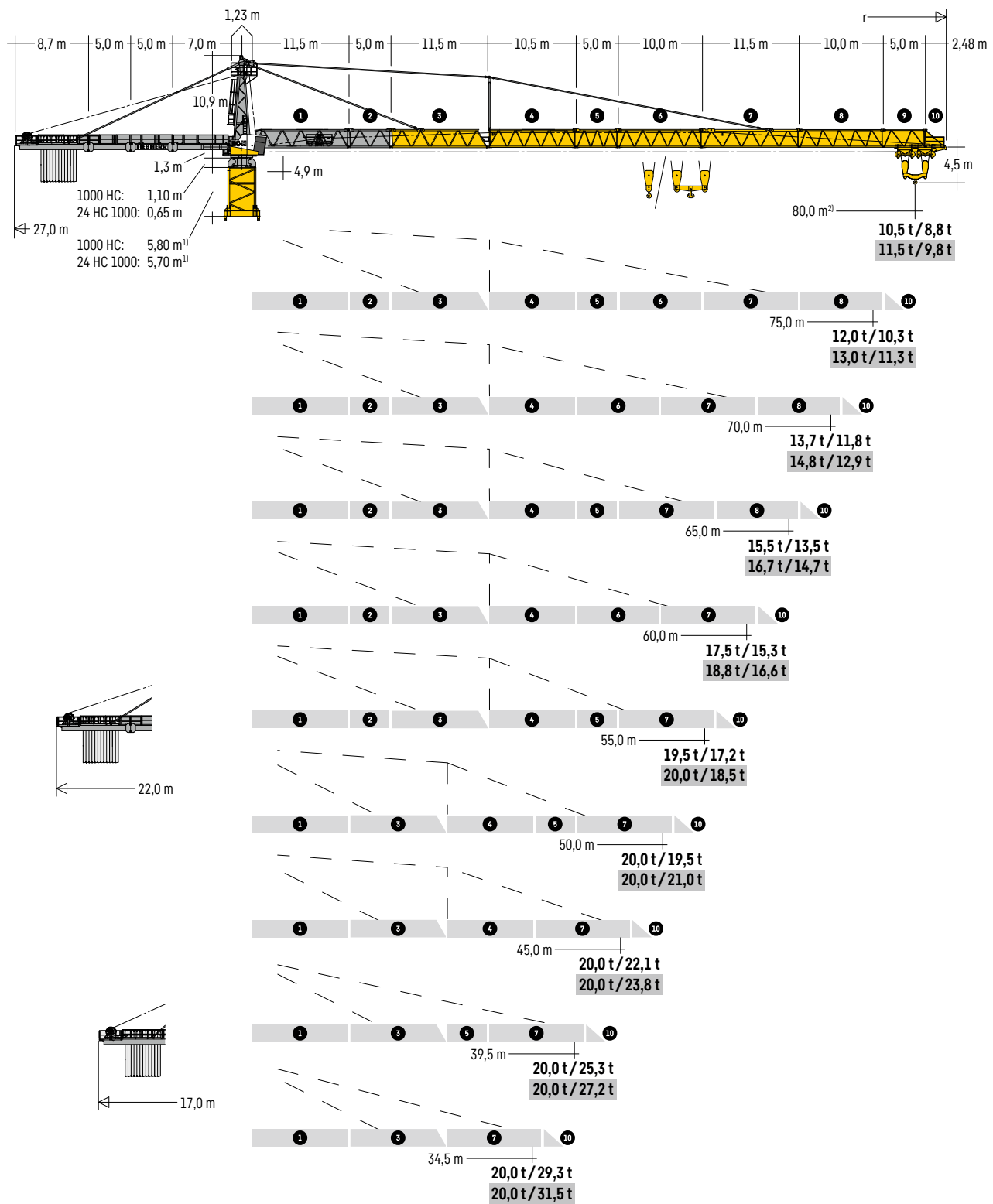


FEM

1000 EC-H 40 Litronic

Ausladung und Tragfähigkeit · Radius and capacity · Portée et charge Sbraccio e portata · Alcances y cargas · Alcance e capacidade de carga Вылет и грузоподъемность.....	04
Kranaufbauten · Crane superstructures · Superstructures de grue · Sovrastrutture Superestructuras para grúas · Estruturas da grua · Конструкции крана.....	06
Hubhöhe · Hoisting height · Hauteur sous crochet · Altezza di sollevamento Altura bajo gancho · Altura de montagem · Высота подъема	07
Antriebe · Driving units · Mécanismes d'entraînement · Meccanismi Mecanismos · Mecanismos · Приводы	08
Ballast · Counterweight · Contrepoids · Zavorra · Lastre · Lastro · Балласт	09
Transport · Transport · Transport · Trasporto · Transporte · Transporte · Транспорт	10
Kolli-Liste · Packing List · Liste de colisage · Lista dei colli · Lista de contenido Lista de embalagem · Упаковочный лист	10

Ausladung und Tragfähigkeit · Radius and capacity · Portée et charge · Sbraccio e portata
 Alcances y cargas · Alcance e capacidade de carga · Вылет и грузоподъемность





Tragfähigkeiten gültig bis 100 m Hubhöhe. · Lifting capacities valid up to 100 m hoisting height. · Capacités de levage valables jusqu'à 100 m de hauteur sous crochet. · Portate valide fino a 100 m d'altezza di sollevamento. · Cargas válidas hasta altura de 100 m. · Cargas válidas ate à altura de 100 m. · Грузоподъемность действительна до 100 м высоты подъема.

¹⁾ **Turmstück oder Kletterturmstück** · Tower section or climbing tower section · Élément de mât ou élément de mât télescopable · Elemento torre oppure elemento torre telescopabile
 Tramo torre o tramo torre trepable · Segmento de torre ou segmento de torre para ascensão · Башенная секция или секция наращивания


²⁾ **Weitere Auslegerlängen auf Anfrage.** · Other jib lengths available to order. · Autres longueurs de flèche sur demande. · Altre lunghezze braccio su richiesta.
 Otras longitudes de pluma a petición. · Possibilidade de fornecimento de outros alcances a pedido. · Други длины стрелы - по запросу.


LM 1

m	r			m											
		m	t	25,0	30,0	35,0	40,0	45,0	50,0	55,0	60,0	65,0	70,0	75,0	81,4
81,4	(r=83,7)	6,1 - 45,1	20	20,00					17,99	16,26	14,81	13,56	12,48	6,03	10,50
76,4	(r=78,7)	6,1 - 47,7	20	20,00					19,03	17,21	15,68	14,38	13,24	12,00	
71,4	(r=73,7)	6,1 - 50,2	20	20,00						18,17	16,56	15,19	13,70		
66,4	(r=68,7)	6,1 - 52,2	20	20,00						18,95	17,29	15,50			
61,4	(r=63,7)	6,1 - 54,1	20	20,00						19,66	17,50				
56,4	(r=58,7)	6,1 - 55,1	20	20,00						19,50					
51,4	(r=53,7)	6,1 - 51,4	20	20,00											
46,4	(r=48,7)	6,1 - 46,4	20	20,00											
40,9	(r=43,2)	6,1 - 40,9	20	20,00											
35,9	(r=38,2)	6,1 - 35,9	20	20,00											

m	r			m											
		m	t	25,0	30,0	35,0	40,0	45,0	50,0	55,0	60,0	65,0	70,0	75,0	80,0
80,0	(r=83,7)	4,9 - 22,6	40	35,69	29,02	24,60	21,21	18,53	16,35	14,55	13,03	11,74	10,63	9,66	8,80
75,0	(r=78,7)	4,9 - 23,6	40	37,52	30,55	25,93	22,38	19,58	17,30	15,42	13,83	12,48	11,32	10,30	
70,0	(r=73,7)	4,9 - 24,3	40	38,80	31,62	26,86	23,20	20,31	17,97	16,03	14,39	13,00	11,80		
65,0	(r=68,7)	4,9 - 25,0	40	40,00	32,65	27,75	23,99	21,02	18,61	16,61	14,93	13,50			
60,0	(r=63,7)	4,9 - 25,5	40	40,00	33,36	28,36	24,53	21,50	19,04	17,01	15,30				
55,0	(r=58,7)	4,9 - 25,7	40	40,00	33,69	28,65	24,79	21,73	19,25	17,20					
50,0	(r=53,7)	4,9 - 25,5	40	40,00	33,94	28,91	25,05	21,99	19,50						
45,0	(r=48,7)	4,9 - 25,6	40	40,00	34,10	29,06	25,18	22,10							
39,5	(r=43,2)	4,9 - 25,2	40	40,00	33,67	28,75	25,30								
34,5	(r=38,2)	4,9 - 25,2	40	40,00	33,76	29,30									

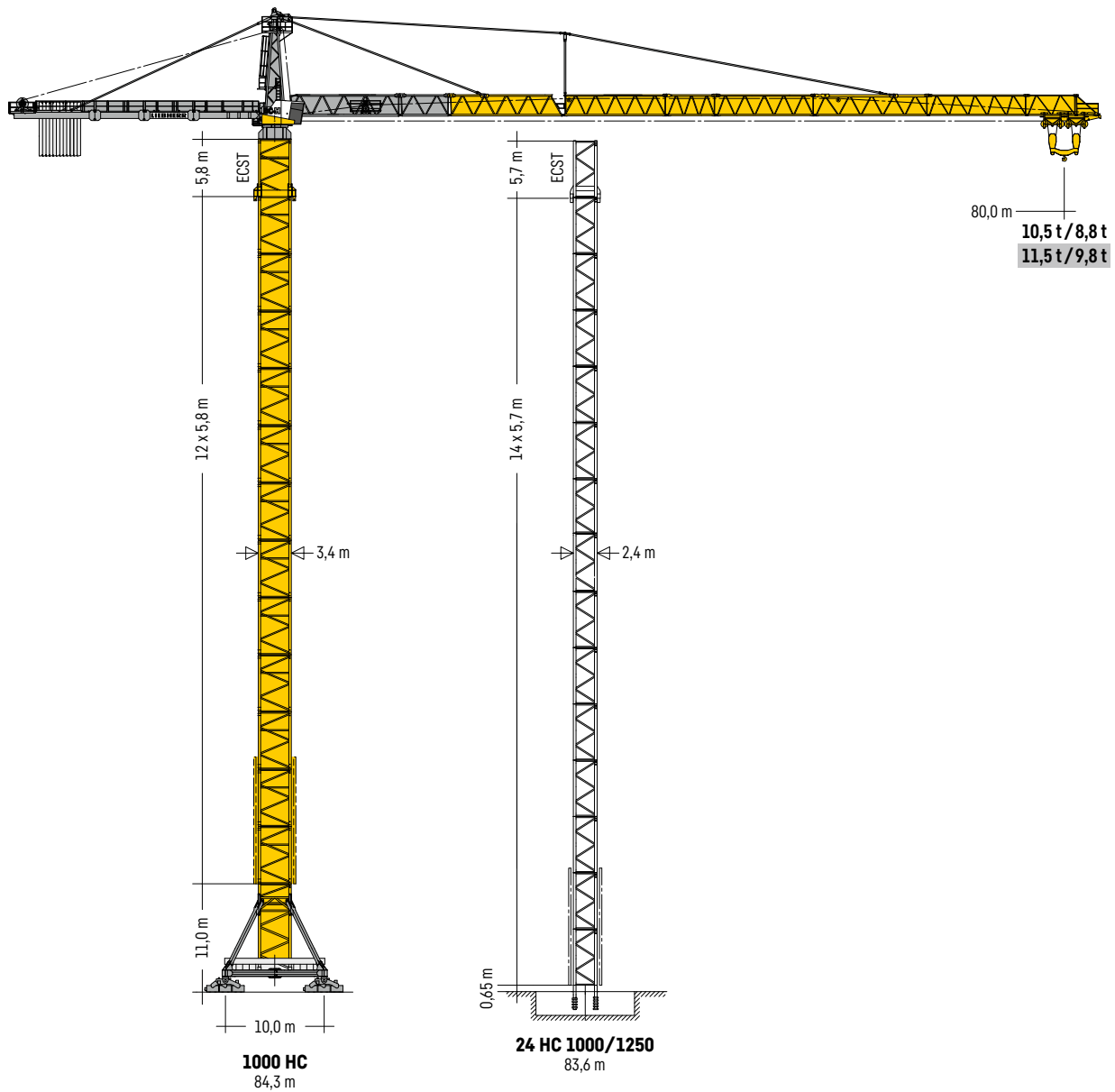
LM 2

m	r			m											
		m	t	25,0	30,0	35,0	40,0	45,0	50,0	55,0	60,0	65,0	70,0	75,0	81,4
81,4	(r=83,7)	6,1 - 49,0	20	20,00					19,57	17,71	16,14	14,80	13,64	12,62	11,50
76,4	(r=78,7)	6,1 - 51,2	20	20,00						18,58	16,94	15,54	14,33	13,00	
71,4	(r=73,7)	6,1 - 53,9	20	20,00						19,57	17,86	16,39	14,80		
66,4	(r=68,7)	6,1 - 56,0	20	20,00							18,61	16,70			
61,4	(r=63,7)	6,1 - 57,9	20	20,00							18,80				
56,4	(r=58,7)	6,1 - 56,4	20	20,00											
51,4	(r=53,7)	6,1 - 51,4	20	20,00											
46,4	(r=48,7)	6,1 - 46,4	20	20,00											
40,9	(r=43,2)	6,1 - 40,9	20	20,00											
35,9	(r=38,2)	6,1 - 35,9	20	20,00											

m	r			m											
		m	t	25,0	30,0	35,0	40,0	45,0	50,0	55,0	60,0	65,0	70,0	75,0	80,0
80,0	(r=83,7)	4,9 - 24,3	40	38,71	31,54	26,79	23,14	20,26	17,92	15,98	14,35	12,96	11,76	10,72	9,80
75,0	(r=78,7)	4,9 - 25,2	40	40,00	32,92	27,98	24,20	21,20	18,77	16,76	15,07	13,63	12,39	11,30	
70,0	(r=73,7)	4,9 - 26,0	40	40,00	34,06	28,97	25,07	21,99	19,48	17,41	15,67	14,18	12,90		
65,0	(r=68,7)	4,9 - 26,7	40	40,00	35,13	29,90	25,89	22,72	20,15	18,02	16,23	14,70			
60,0	(r=63,7)	4,9 - 27,2	40	40,00	35,84	30,52	26,44	23,21	20,59	18,42	16,60				
55,0	(r=58,7)	4,9 - 27,2	40	40,00	35,98	30,64	26,54	23,30	20,67	18,50					
50,0	(r=53,7)	4,9 - 27,3	40	40,00	36,34	31,00	26,90	23,64	21,00						
45,0	(r=48,7)	4,9 - 27,4	40	40,00	36,57	31,20	27,07	23,80							
39,5	(r=43,2)	4,9 - 27,0	40	40,00	36,10	30,87	27,20								
34,5	(r=38,2)	4,9 - 27,1	40	40,00	36,25	31,50									

LM 2 = Abweichende Geschwindigkeiten und Betriebsbedingungen. • Variant speeds and service conditions. • Vitesses et conditions de fonctionnement différentes. Differenti velocità e condizioni di funzionamento. • Otras velocidades y características de funcionamiento. • Outras velocidades e características de funcionamento. Нестандартные скорости и условия эксплуатации.

Kranaufbauten - Crane superstructures - Superstructures de grue - Sovrastrutture
 Superestructuras para grúas - Estruturas da grua - Конструкции крана



Tragfähigkeiten gültig bis 100 m Hubhöhe. - Lifting capacities valid up to 100 m hoisting height. - Capacités de levage valables jusqu'à 100 m de hauteur sous crochet. - Portate valide fino a 100 m d'altezze di sollevamento. - Cargas válidas hasta altura de 100 m. - Cargas válidas ate à altura de 100 m. - Грузоподъемность действительна до 100 м высоты подъема.

Hubhöhe · Hoisting height · Hauteur sous crochet · Altezza di sollevamento

Altura bajo gancho · Altura de montagem · Высота подъема




ECST ^{B)}	5,70 m + 2,85 m	24 HC 1000/1250	ECST ^{C)}	5,80 m + 2,90 m	1000 HC				
	14 + 1	-		14 + 1	-	-	-	-	-
14		83,6 ^{1) 3x A)}	14		-	-	-	-	-
	13 + 1	80,7 ^{1) 2x A)}		13 + 1	-	-	-	-	-
13		77,9 ^{1) 2x A)}	13		-	-	-	-	-
	12 + 1	75,0 ^{1) 1x A)}		12 + 1	76,6 ^{**)}	-	-	-	-
12		72,2 ¹⁾	12		73,7 ¹⁾	-	-	-	84,3 ¹⁾
	11 + 1	69,3 ¹⁾		11 + 1	70,8 ¹⁾	82,6 ¹⁾	-	-	81,4 ¹⁾
11		66,5 ¹⁾	11		67,9 ¹⁾	79,7 ¹⁾	91,3 ¹⁾	-	78,5 ¹⁾
	10 + 1	63,6		10 + 1	65,0	76,8 ¹⁾	88,4 ¹⁾	-	75,6
10		60,8	10		62,1	73,9	85,5 ¹⁾	97,1 ¹⁾	72,7
	9 + 1	57,9		9 + 1	59,2	71,0	82,6	94,2 ¹⁾	69,8
9		55,1	9		56,3	68,1	79,7	91,3 ¹⁾	66,9
	8 + 1	52,2		8 + 1	53,4	65,2	76,8	88,4	64,0
8		49,4	8		50,5	62,3	73,9	85,5	61,1
	7 + 1	46,5		7 + 1	47,6	59,4	71,0	82,6	58,2
7		43,7	7		44,7	56,5	68,1	79,7	55,3
	6 + 1	40,8		6 + 1	41,8	53,6	65,2	76,8	52,4
6		38,0	6		38,9	50,7	62,3	73,9	49,5
	5 + 1	35,1		5 + 1	36,0	47,8	59,4	71,0	46,6
5		32,3	5		33,1	44,9	56,5	68,1	43,7
	4 + 1	29,4		4 + 1	30,2	42,0	53,6	65,2	40,8
4		26,6	4		27,3	39,1	50,7	62,3	37,9
	3 + 1	23,7		3 + 1	24,4	36,2	47,8	59,4	35,0
3		20,9	3		21,5	33,3	44,9	56,5	32,1
	2 + 1	18,0		2 + 1	18,6	30,4	42,0	53,6	29,2
2		15,2	2		15,7	27,5	39,1	50,7	26,3
	1 + 1	12,3		1 + 1	12,8	24,6	36,2	47,8	23,4
1		9,5	1		9,9	21,7	33,3	44,9	20,5
	0 + 1	6,6		0 + 1	7,0	18,8	30,4	42,0	17,6
0		3,8	0		4,1	15,9	27,5	39,1	14,7

m	m	m	m	m	m
24 HC 1000 FA/ 24 HC 1250 FA	24 HC 630 FA ^r	FA 3150 HC	FA 3150 HC	FA 3150 HC	1000 HC

Turmstücke 24 HC 1250 müssen am Turmfuß eingebaut werden. Details siehe Bedienungsanleitung. · Tower sections 24 HC 1250 must be installed on the tower base. See operating manual for further details. · Les éléments de mât 24 HC 1250 doivent être montés en pied de grue. Voir les détails dans les instructions d'emploi. · Elementi torre 24 HC 1250 devono essere montati alla base torre. Si veda il manuale istruzioni per i dettagli. · Los tramos torre de la 24 HC 1250 tienen que ser montados en el pie de torre. Más detalles en las instrucciones de montaje. · Segmentos de torre 24 HC 1250 devem ser instalados sobre o segmento base. Para mais detalhes consultar manual de instrução. · Башенные секции 24 HC 1250 должны монтироваться в основании башни. Подробную информацию смотри в инструкции по эксплуатации.

Weitere Hubhöhen, Auslegerlängen sowie Klettern im Gebäude auf Anfrage. · Further hoist heights and jib lengths as well as climbing inside the building on request. · Autres hauteurs sous crochet et longueurs de flèche ainsi que hissage dans le bâtiment sur demande. · Ulteriori altezze gancho, lunghezze braccio così come telescopaggio all'interno dell'edificio: su richiesta. · Para alturas bajo gancho superiores, otros alcances y trepado en el interior del edificio, consultar. · Outras alturas de elevação, comprimentos de lança e subida no edifício: sob consulta. · Другие высоты подъема, длины стрелы и самоподъем в здании - по запросу.

r = verstärkt · reinforced · renforcé · rinforzato · reforzado · reforçado · усиленный



^{A)} 24 HC 1250 (5,70 m)

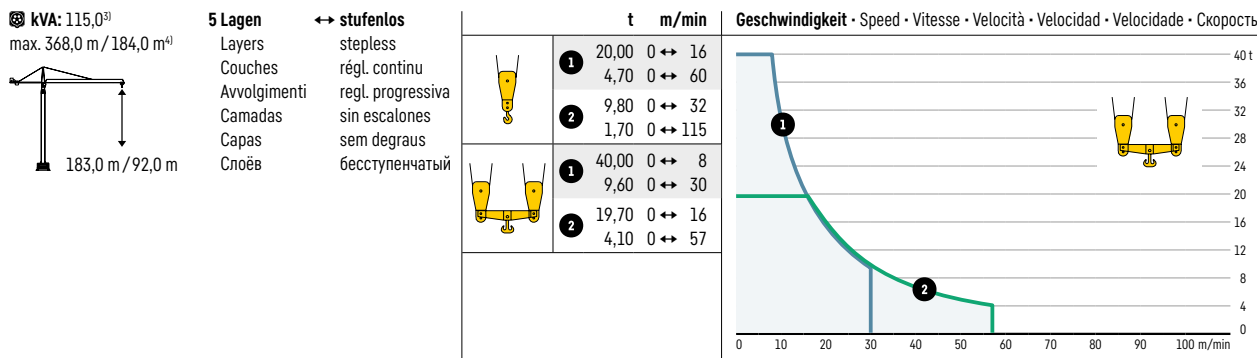
^{B)} ECST (5,70 m)

^{C)} ECST (5,80 m)

Antriebe · Driving units · Mécanismes d'entraînement · Meccanismi Mecanismos · Mecanismos · Приводы

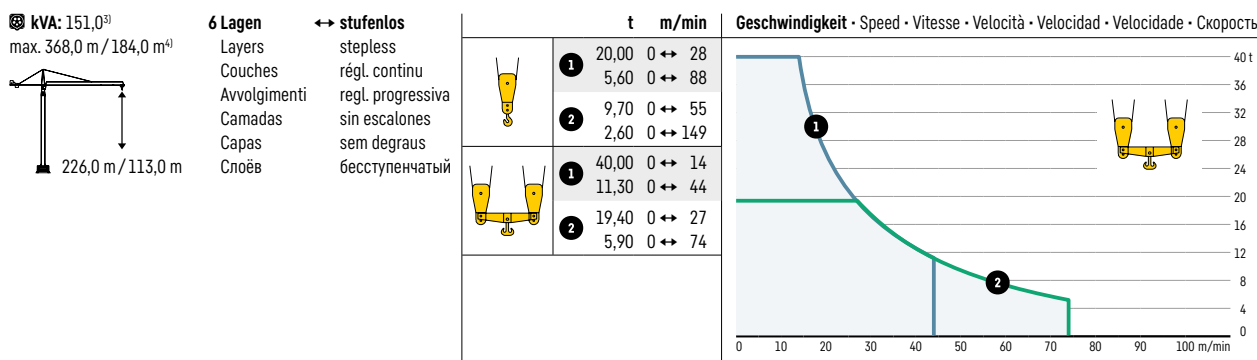
65 kW FU SD.shift

WIW 280 WZ 403



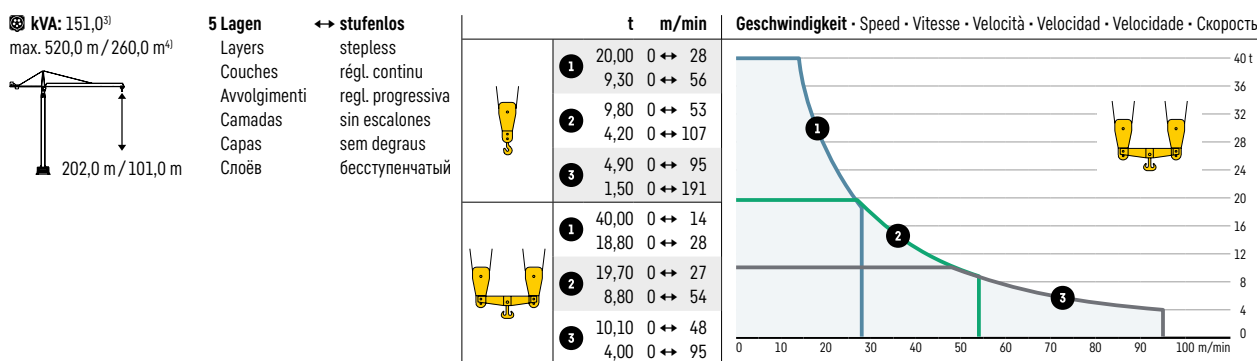
110 kW FU SD.shift

WIW 300 WZ 403



110 kW FU

WIW 300 VZ 432



0 ↔ 0,6 U/min · sL/min · tr./min	0 ↔ 68,0 m/min	25,0 m/min
3 x 11,0 kW FU	11,0 kW FU	6 x 7,5 kW

³⁾ kVA reduzierbar bei zu geringer Netz-Anschlussleistung, siehe BAL. · kVA can be reduced in case of too little power of the mains, see instruction manual.

kVA peut être réduit en cas de trop faible puissance du réseau, voir manuel d'instruction. · kVA riducibili in caso di potenza di rete ridotta (si veda manuale uso e manutenzione)

kVA variable para potencia de red demasiado pequeña, ver Manual de instrucciones. · kVA reduzível no caso de capacidade da rede elétrica muito baixa, ver manual de instruções.

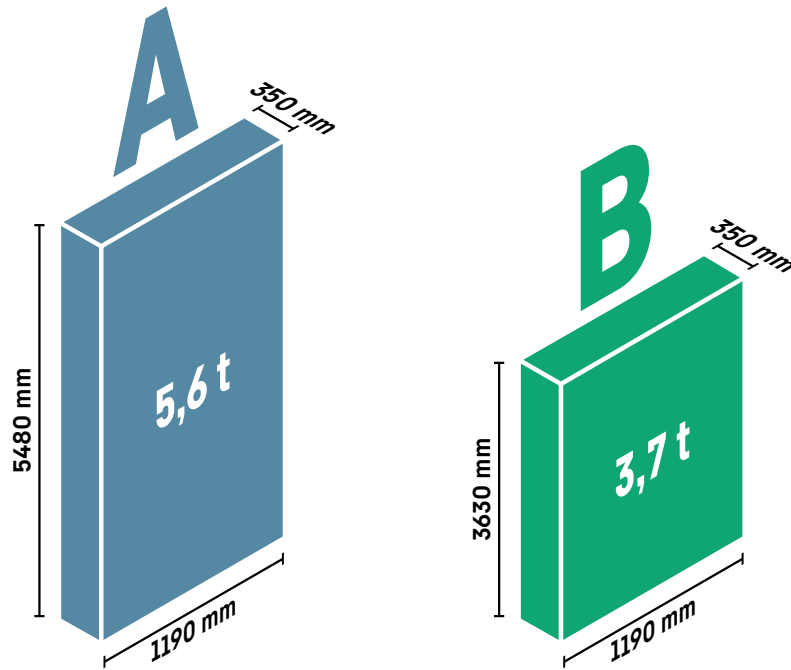
Количество кВА может быть сокращено до минимальной общей потребляемой мощности, см. инструкцию по эксплуатации.

⁴⁾ Weitere Hublastdaten: siehe Betriebsanleitung. · Further hoist load data: see instruction manual. · Autres données de la charge de levage : voir manuel d'instruction.

Altri dati sui carichi sollevati: consultare il manuale d'istruzione. · Alturas bajo grancho superiores según manual. · Outras tabelas de carga: consultar manual de instruções.




Другие данные по весу поднимаемых грузов: см. инструкцию по эксплуатации.

Ballast - Counterweight - Contrepoids - Zavorra - Lastre - Lastro - Балласт



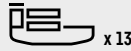
3 ↓ 65 kW FU SD.shift⁵⁾

WIW 280 WZ 403

m		A	B	 t	 ⁴⁾														
80,0	vierteilig - four-piece en quatre parties - a quattro elementi cuatro piezas - de quatro peças из четырех компонентов	10		56,0	A	A	A	A	A	A	A	A	A	A	A	A	A		
75,0		9	+	1	54,1	A	A	A	A	A	A	A	A	A	A	A	A	B	
70,0		8	+	1	48,5	A	A	A	A	A	A	A	A	A	A	A	A	B	
65,0		8			44,8	A	A	A	A	A	A	A	A	A	A	A	A		
60,0		6	+	2	41,0	A	A	A	A	A	A	A	B	B					
55,0	dreiteilig - three-piece en trois parties - a tre elementi tres piezas - de três peças из трех компонентов	9	+	2	57,8	A	A	A	A	A	A	A	A	A	A	A	B	B	
50,0		8	+	1	48,5	A	A	A	A	A	A	A	A	A	A	B			
45,0		8			44,8	A	A	A	A	A	A	A	A	A	A				
40,0	zweiteilig - two-piece en deux parties - a due elementi dos piezas - de duas peças из двух компонентов	11	+	1	63,5	A	A	A	A	A	A	A	A	A	A	A	A	A	B
35,0		9	+	2	57,8	A	A	A	A	A	A	A	A	A	A	A	B	B	

⁵⁾ Darstellung für weitere Hubwerke: siehe Betriebsanleitung. - Representation of additional hoists: see instruction manual. - Représentation d'autres mécanismes de levage : voir manuel d'instruction. - Rappresentazione per altri meccanismi di sollevamento: consultare il manuale d'istruzione. - Presentación de otros mecanismos de elevación: véase el manual de instrucciones. - Representação para outros mecanismos de elevação: consultar manual de instruções. - Иллюстрации других подъемных механизмов: см. инструкцию по эксплуатации.



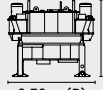


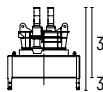


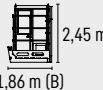
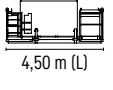

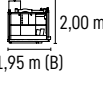
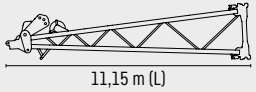

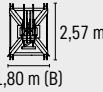


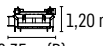
⁴⁾ Für die Auslegerlängen 80,0 m und 75,0 m nach der Montage von Auslegerteil 1 einen Gegenballastblock A einsetzen (in Tabelle fett gekennzeichnet). - For 80.0 m and 75.0 m jib lengths: attach one counterweight block A after assembling jib section 1 (marked bold in table). - Pour une longueur de flèche de 80,0 m et 75,0 m, mettre en place un bloc de contre-poids A après le montage de la partie 1 de la flèche (marqué en gras dans le tableau). - Per le lunghezze braccio di 80,0 m e 75,0 m, collocare un blocco di contrappeso di tipo A (riportato in grassetto nella tabella) dopo il montaggio della sezione braccio 1. - Para montaje de alcances 85m y 75m tras ensamblar el tramo arranque, insertar 1x contrapeso aéreo A (marcado en negrita en la tabla). - Para os comprimentos de lança de 80,0 m e 75,0 m, colocar um bloco de contrapeso Adepois da montagem da seção da lança 1 (na tabela identificado a negrito) - При длине стрелы 80,0 м и 75,0 м после монтажа секции стрелы 1 установите один блок противовеса А (выделен жирным шрифтом в таблице).



Kolli-Liste • Packing List • Liste de colisage • Lista dei colli • Lista de contenido
Lista de embalagem • Упаковочный лист

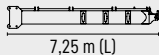


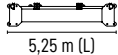


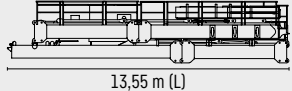





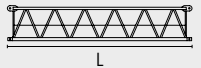













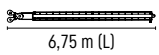






Montagewichte: siehe Betriebsanleitung. • Erection weights: see instruction manual. • Poids de montage : voir manuel de service. • Pesi di montaggio: vedere manuale d'uso.
Peso para el montaje: según manual. • Pesos de montagem: veja-se as instruções p. uso. • Масса монтируемых частей: см. инструкцию по эксплуатации.

Kranoberteil • Upper part of crane • Partie supérieure de grue • Parte superiore della gru • Parte superior grúa
Parte superior do guindaste • Верхняя часть крана













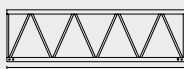


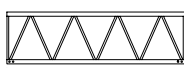




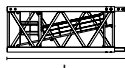







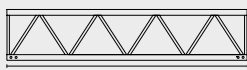

P ₁	A ₁	Beschreibung • Description • Description • Descrizione • Descripción • Descrição • Описание		
1	1	Drehbühne 24 HC kpl. mit Kugeldrehkranz und KUD-Auflage Slewing platform complete with slewing ring and slewing ring support Plate-forme tournante complète avec couronne d'orientation et pivot d'orientation • Piattaforma girevole completa di ralla e supporto ralla Superestructura completa con corona de giro y superficie para corona de giro • Plataforma de giro, coroa com rolamentos de esfera e base da coroa giratória • Поворотная платформа в сб. с шариковым опорно-поворотным кругом и рамой ОПУ	 2,99 m (L)  16200 kg ⁷⁾	 2,32 m (B) 2,62 m (H)
2	1	Drehbühne 1000 HC kpl. mit Kugeldrehkranz und KUD-Auflage Slewing platform complete with slewing ring and slewing ring support Plate-forme tournante complète avec couronne d'orientation et pivot d'orientation • Piattaforma girevole completa di ralla e supporto ralla Superestructura completa con corona de giro y superficie para corona de giro • Plataforma de giro, coroa com rolamentos de esfera e base da coroa giratória • Поворотная платформа в сб. с шариковым опорно-поворотным кругом и рамой ОПУ	 3,25 m (L)  21700 kg ⁷⁾	 3,25 m (B) 3,25 m (H) 3,80 m (H)
3	1	Kabine mit Podest • Cabin with platform • Cabine avec plate-forme Cabina con pedana • Cabina con plataforma • Cabina com plataforma Кабина с площадкой	 4,30 m (L)  1850 kg ⁷⁾	 1,86 m (B) 2,45 m (H)
4	1	Podest mit Schaltanlage • Platform with switchboard system Plate-forme avec système de commande • Pianerottolo con impianto di distribuzione • Plataforma con instalación de mando • Plataforma com unidade de controle • Площадка со шкафом управления	 4,50 m (L)  2050 kg ⁷⁾	 1,95 m (B) 2,00 m (H)
5	1	Turm Spitze • Tower head section • Porte-flèche • Testa porta-braccio Cabeça de torre • Cabeça de arpaio de lança • Оголовок башни	 11,15 m (L)  9200 kg ⁷⁾	 1,80 m (B) 2,57 m (H)
6	1	Gegenausleger-Kopfstück • Counter-jib head • Pointe de contre-flèche Testa di controbraccio • Tramo punta de contrapluma • Cabeça de contralança Концевая секция консоли противовеса	 8,50 m (L)  5950 kg ⁷⁾	 1,20 m (H) 2,35 m (B)

P₁ = Position • Item • Position • Posizione • Posición • Posição • Положение A₁ = Anzahl • Quantity • Nombre • Numero • Cantidad • Número • Количество







⁷⁾ Einzelgewichte • Single weights • Poids individuels • Singoli pesi • Tramo punta de pluma • Pesos de peças componentes • Индивидуальный вес

P ₁	A ₁	Beschreibung · Description · Description · Descrizione · Descripción · Descrição · Описание																																															
7	1	Gegenausleger-Anlenkstück · Counter-jib heel section · Pied de contre-flèche Settore articolato di controbraccio · Tramo primero-contrapluma Base articulada da contra-lança · Корневая секция консоли противовеса	 7,25 m (L)	 1,05 m (H) 2,05 m (B)	 4550 kg ⁷⁾																																												
8	1	Gegenausleger-Zwischenstück · Intermediate counter-jib section Élément interm. de contre-flèche · Spezzone di controbraccio Tramo intermedio de contrapluma · Peça suplementar da contra-lança Промежуточная секция консоли противовеса	 5,25 m (L)	 1,10 m (H) 2,45 m (B)	 3150 kg ⁷⁾																																												
9	1	Gegenausleger komplett · Complete counter-jib · Contre-flèche complète Controfreccia completa · Contrapluma completa · Contrlança completa Консоль противовеса в сборе	 13,55 m (L)	 3,00 m (H) 2,50 m (B)	 21030 kg ⁷⁾																																												
10	1	Ausleger-Anlenkstück · Jib heel section · Pied de flèche Sezione articolata braccio · Pluma tramo primero Base articulada de lança · Корневая секция стрелы	 11,80 m (L)	 2,50 m (H) 2,35 m (B)	 6200 kg ⁷⁾																																												
11		Ausleger-Zwischenstück · Intermediate jib section Élément intermédiaire de flèche · Sezione intermedia braccio Tramo intermedio pluma · Peça suplementar da lança Промежуточная секция стрелы	 L	 H B																																													
					<table border="1"> <thead> <tr> <th>L (m)</th> <th>B (m)</th> <th>H (m)</th> <th>kg⁷⁾</th> </tr> </thead> <tbody> <tr><td>2</td><td>5,45</td><td>1,80</td><td>2,30</td><td>2050</td></tr> <tr><td>3</td><td>11,85</td><td>1,80</td><td>2,30</td><td>4220</td></tr> <tr><td>4</td><td>10,80</td><td>1,80</td><td>2,35</td><td>3440</td></tr> <tr><td>5</td><td>5,35</td><td>1,80</td><td>2,30</td><td>1740</td></tr> <tr><td>6</td><td>10,35</td><td>1,80</td><td>2,30</td><td>2900</td></tr> <tr><td>7</td><td>11,85</td><td>1,80</td><td>2,30</td><td>3400</td></tr> <tr><td>8</td><td>10,30</td><td>1,80</td><td>2,25</td><td>1980</td></tr> <tr><td>9</td><td>5,30</td><td>1,80</td><td>2,25</td><td>730</td></tr> </tbody> </table>	L (m)	B (m)	H (m)	kg ⁷⁾	2	5,45	1,80	2,30	2050	3	11,85	1,80	2,30	4220	4	10,80	1,80	2,35	3440	5	5,35	1,80	2,30	1740	6	10,35	1,80	2,30	2900	7	11,85	1,80	2,30	3400	8	10,30	1,80	2,25	1980	9	5,30	1,80	2,25	730
L (m)	B (m)	H (m)	kg ⁷⁾																																														
2	5,45	1,80	2,30	2050																																													
3	11,85	1,80	2,30	4220																																													
4	10,80	1,80	2,35	3440																																													
5	5,35	1,80	2,30	1740																																													
6	10,35	1,80	2,30	2900																																													
7	11,85	1,80	2,30	3400																																													
8	10,30	1,80	2,25	1980																																													
9	5,30	1,80	2,25	730																																													
12	1	Ausleger-Kopfstück · Jib head section · Pointe de flèche · Punta braccio Tramo punta de pluma · Cabeça de lança · Концевая секция стрелы	 2,60 m (L)	 2,45 m (H) 2,05 m (B)	 540 kg ⁷⁾																																												
13	2	Laufkatze · Trolley · Chariot de distribution · Carrello · Carrito Carro de ponte · Грузовая тележка	 L	 H B																																													
					<table border="1"> <thead> <tr> <th>L (m)</th> <th>B (m)</th> <th>H (m)</th> <th>kg⁷⁾</th> </tr> </thead> <tbody> <tr><td>2,90</td><td>2,05</td><td>1,85</td><td>850</td></tr> <tr><td>3,25</td><td>2,05</td><td>1,85</td><td>750</td></tr> </tbody> </table>	L (m)	B (m)	H (m)	kg ⁷⁾	2,90	2,05	1,85	850	3,25	2,05	1,85	750																																
L (m)	B (m)	H (m)	kg ⁷⁾																																														
2,90	2,05	1,85	850																																														
3,25	2,05	1,85	750																																														
14	1	Lasthaken und Traverse · Hook and cross members Crochet et traverses · Gancio e traversa · Gancho y travessa Gancho e travessa · Грузовой крюк и траверса	 3,50	 1,80	 0,50	 2000																																											
15	1	Hubwerkseinheit (110 kW) · Hoist gear unit · Treuil de levage Gruppo meccanismo sollevamento · Mecanismo de elevación Grupo de mecanismo elevatório · Блок грузовой лебедки	 3,15 m (L)	 1,55 m (H) 2,15 m (B)	 7050 kg ⁷⁾																																												
16	1	Ausleger-Abspannbock · Jib gantry · Chevalet de haubange de flèche Tirante braccio · Caballete de pluma · Cavalete de lança Опора расчала стрелы I	 6,75 m (L)	 10,55 m (H) 1,35 m (B)	 650 kg ⁷⁾																																												
17	1	Abspannungen · Holding bars · Tirants · Attrezzi di ancoraggio Tirantes · Peças de ancoragem · Пристегжки	 7,70	 2,55	 0,70	 5450																																											
















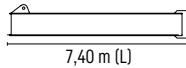








Turm · Tower · Mât · Torre · Torre · Torre · Башня

P ₁	A ₁	Beschreibung · Description · Description · Descrizione · Descripción · Descrição · Описание																		
18	1	Kletterturmstück · Climbing tower section · Élément de hissage de mât Elemento torre di telescopaggio · Tramo de trepado · Tramo de telescopagem Секция самоподъема	1000 HC	 6,30 m (L)	 3,40 m (B) 3,35 m (H)															
				 13780 kg ⁷⁾																
19	1	Turmstück kletterbar · Climbable tower section Élément de mât télescopable · Elemento di torre telescopabile Tramo de torre escalable · Seção da torre ascensionável Башенная секция с возможностью наращивания	1000 HC	 3,40 m (L)	 3,35 m (B) 3,35 m (H) 3,55 m (H)															
				 4920 kg ⁷⁾																
20	1	Turmstück kletterbar · Climbable tower section Élément de mât télescopable · Elemento di torre telescopabile Tramo de torre escalable · Seção da torre ascensionável Башенная секция с возможностью наращивания	1000 HC	 6,30 m (L)	 3,35 m (B) 3,35 m (H) 3,55 m (H)															
				 7520 kg ⁷⁾																
21	1	Turmstück · Tower section · Élément de mât · Elemento di torre Tramo torre · Torre · Башенная секция	1000 HC	 6,30 m (L)	 3,35 m (B) 3,35 m (H)															
				 7380 kg ⁷⁾																
22	1	Grundturmstück · Base tower section · Mât de base · Elemento di torre base Tramo base · Peça de base de torre · Секция основания	1000 HC	 12,21 m (L)	 3,40 m (B) 3,40 m (H)															
				 15500 kg ⁷⁾																
23	1	Grundturmstück · Base tower section · Mât de base · Elemento di torre base Tramo base · Peça de base de torre · Секция основания	1000 HC	 12,21 m (L)	 3,40 m (B) 3,40 m (H)															
				 16000 kg ⁷⁾																
24	1	Turmstück kletterbar · Climbable tower section Élément de mât télescopable · Elemento di torre telescopabile Tramo de torre escalable · Seção da torre ascensionável Башенная секция с возможностью наращивания	24 HC 1250 TS-0570c 24 HC 1250 TS-0285c	 L	 B H															
				<table border="1"> <thead> <tr> <th></th> <th>L (m)</th> <th>B (m)</th> <th>H (m)</th> <th>kg⁷⁾</th> </tr> </thead> <tbody> <tr> <td>5,70 m:</td> <td>6,28</td> <td>2,45</td> <td>2,45</td> <td>9100</td> </tr> <tr> <td>2,85 m:</td> <td>3,43</td> <td>2,45</td> <td>2,45</td> <td>5650</td> </tr> </tbody> </table>		L (m)	B (m)	H (m)	kg ⁷⁾	5,70 m:	6,28	2,45	2,45	9100	2,85 m:	3,43	2,45	2,45	5650	
	L (m)	B (m)	H (m)	kg ⁷⁾																
5,70 m:	6,28	2,45	2,45	9100																
2,85 m:	3,43	2,45	2,45	5650																
25	1	Turmstück kletterbar · Climbable tower section Élément de mât télescopable · Elemento di torre telescopabile Tramo de torre escalable · Seção da torre ascensionável Башенная секция с возможностью наращивания	24 HC 1000 TS-0570c 24 HC 1000 TS-0285c	 L	 B H															
				<table border="1"> <thead> <tr> <th></th> <th>L (m)</th> <th>B (m)</th> <th>H (m)</th> <th>kg⁷⁾</th> </tr> </thead> <tbody> <tr> <td>5,70 m:</td> <td>6,28</td> <td>2,45</td> <td>2,45</td> <td>8600</td> </tr> <tr> <td>2,85 m:</td> <td>3,43</td> <td>2,45</td> <td>2,45</td> <td>5500</td> </tr> </tbody> </table>		L (m)	B (m)	H (m)	kg ⁷⁾	5,70 m:	6,28	2,45	2,45	8600	2,85 m:	3,43	2,45	2,45	5500	
	L (m)	B (m)	H (m)	kg ⁷⁾																
5,70 m:	6,28	2,45	2,45	8600																
2,85 m:	3,43	2,45	2,45	5500																
26	1	Kletterturmstück · Climbing tower section · Élément de hissage de mât Elemento torre di telescopaggio · Tramo de torre trepador · Tramo de telescopagem Секция самоподъема	24 HC 1000 ECST-0570	 6,28 m (L)	 2,45 m (B) 2,61 m (H)															
				 9820 kg ⁷⁾																
27	1	2 Träger · 2 girders · 2 poutres · 2 supporti · 2 vigas 2 suportes · 2 балками	24 HC 1000 ECST-0570	 3,04 m (L)	 1,41 m (H) 1,83 m (B)															
				 4000 kg ⁷⁾																
28	1	Turmstück · Tower section · Élément de mât · Elemento di torre Tramo torre · Torre · Башенная секция	24 HC 1000 TS-1140 24 HC 1250 TS-1140	 L	 B H															
				<table border="1"> <thead> <tr> <th></th> <th>L (m)</th> <th>B (m)</th> <th>H (m)</th> <th>kg⁷⁾</th> </tr> </thead> <tbody> <tr> <td>24 HC 1000 TS-1140</td> <td>11,98</td> <td>2,43</td> <td>2,43</td> <td>14500</td> </tr> <tr> <td>24 HC 1250 TS-1140</td> <td>11,98</td> <td>2,44</td> <td>2,44</td> <td>15900</td> </tr> </tbody> </table>		L (m)	B (m)	H (m)	kg ⁷⁾	24 HC 1000 TS-1140	11,98	2,43	2,43	14500	24 HC 1250 TS-1140	11,98	2,44	2,44	15900	
	L (m)	B (m)	H (m)	kg ⁷⁾																
24 HC 1000 TS-1140	11,98	2,43	2,43	14500																
24 HC 1250 TS-1140	11,98	2,44	2,44	15900																

Klettereinrichtung · Climbing equipment · Equipement de télescopage · Attrezzatura per allungamento della gru
 Equipo de trepado · Acesórios p. subida no edifício · Обойма наращивания

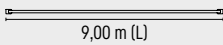





P ₁	A ₁	Beschreibung · Description · Description · Descrizione · Descripción · Descrição · Описание		L (m)	B (m)	H (m)	kg ⁷⁾
29	1	Führungsstück, geteilt, mit Hydraulikanlage · Guide section, split, with hydraulic system · Cage télescopique, en plusieurs pièces, avec système hydraulique · Elemento guida, diviso, con impianto idraulico Tramo guía, dividido, con sistema hidráulico · Elemento guía, dividido, com sistema hidráulico · Направляющая секция, составная, с гидроагрегатом	1000 HC	12,70 12,70	2,25 2,25	1,90 1,90	12950 10810
30	1	Führungsstück · Guide section · Cage télescopique Gabbia di sopraelevazione · Torre de montaje · Peça de guia Направляющая секция	24 HC 1000	 13,54 m (L)		 2,47 m (B)	2,09 m (H)
				 22650 kg ⁷⁾			
31	1	Hydraulikanlage und Klettereinrichtung · Hydraulic unit and climbing equipment · Système hydraulique et équipement de télescopage Impianto idraulico e dispositivo di telescopaggio · Sistema hidráulico y equipo de trepado · Sistema hidraulico e telescopagem · Гидроагрегат и обойма наращивания	24 HC 1000	 4,50 m (L)		 2,43 m (B)	2,43 m (H)
				 5450 kg ⁷⁾			

Unterwagen · Undercarriage · Châssis · Carro · Carro con mástil · Carro de guindaste · Опорная рама

P ₁	A ₁	Beschreibung · Description · Description · Descrizione · Descripción · Descrição · Описание				
32	4	Ausgleichsschwinge kurz · Compensating swing beam, short Coulisse balancier, courte · Bilanciere corto · Balancín corto Pivô curto · Балансир короткий	1000 HC	 1,65 m (L)	 0,70 m (H)	0,60 m (B)
				 750 kg ⁷⁾		
33	4	Ausgleichsschwinge lang · Compensating swing beam, long Coulisse balancier, longue · Bilanciere lungo · Balancín largo Pivô comprido · Балансир длинный	1000 HC	 2,45 m (L)	 1,10 m (H)	0,70 m (B)
				 1170 kg ⁷⁾		
34	4	Schwingen-Hauptlager · Gudgeon · Logement principal du balancier Cuscinetto principale oscillante · Cojinete oscilante · Rolamento oscilante Основная поворотная опора	1000 HC	 1,30 m (L)	 1,05 m (H)	0,80 m (B)
				 1310 kg ⁷⁾		
35	8	Fahrschemel mit Antrieb · Rail bogie with drive · Bogie moteu Telajo con grappa propulsore · Caja rodillo motriz Quadra sem grupa de propulsão · Подрамник с приводом	1000 HC	 1,45 m (L)	 0,75 m (H)	0,85 m (B)
				 1240 kg ⁷⁾		
36	4	Fahrschemel ohne Antrieb · Rail bogie without drive · Bogie fou Telajo senza grappa propulsore · Caja rodillo conducido Quadra com grupa de propulsão · Подрамник без привода	1000 HC	 1,30 m (L)	 0,75 m (H)	0,40 m (B)
				 990 kg ⁷⁾		
37	2	Tragholm lang · Long support arm · Longeron long · Longherone lungo Braço soporte largo · Travessa comprida · Несущая балка, длинная	1000 HC	 7,40 m (L)	 1,30 m (H)	1,20 m (B)
				 3510 kg ⁷⁾		
38	2	Tragholm kurz · Short support arm · Longeron court · Longherone corto Braço soporte corto · Travessa curta · Несущая балка, короткая	1000 HC	 7,20 m (L)	 1,30 m (H)	1,20 m (B)
				 3240 kg ⁷⁾		
39	2	Strebe · Strut · Entretoise · Puntone · Tirante · Tirante · Распорка	1000 HC	 2,75 m (L)	 0,60 m (B)	0,10 m (H)
				 220 kg ⁷⁾		

P₁ = Position · Item · Position · Posizione · Posición · Posição · Положение A₁ = Anzahl · Quantity · Nombre · Numero · Cantidad · Número · Количество

⁷⁾ Einzelgewichte · Single weights · Poids individuels · Singoli pesi · Tramo punta de pluma · Pesos de peças componentes · Индивидуальный вес

P ₁	A ₁	Beschreibung · Description · Description · Descrizione · Descripción · Descrição · Описание						
40	4	Randträger · Border support · Traverse · Supporti base · Traviesa Apoio de bordo · Стяжная балка	1000 HC		9,00 m (L)	0,20 m (H)	0,35 m (B)	
				 610 kg ⁷⁾				
41	4	Stützholm · Support strut · Hauban de châssis · Correnti di appoggio Tirante vertical · Travessa de apoio · Опорный подкос	1000 HC		8,60 m (L)	10,55 m (H)	0,65 m (B)	
				 2060 kg ⁷⁾				
42	1	Unterswagen-Turmstück · Undercarriage tower section · Mât de châssis Elemento di torre del carro · Tramo de carro · Peça de torre do chassis Опорная башенная секция	1000 HC		8,75 m (L)	3,40 m (H)	3,40 m (B)	
				 15970 kg ⁷⁾				
43	1	Kiste mit Kleinteilen, Seilen · Crate with small parts, ropes Caisse contenant des accessoires, câbles · Cassa con minuteria, funi Caja con piezas pequeñas, cables · Caixa com peças pequenas, cabos Ящик с мелкими деталями, с канатами	1000 HC		L (m) 2,00	B (m) 1,00	H (m) 1,00	kg⁷⁾ 2500

P₁ = Position · Item · Position · Posizione · Posición · Posição · Положение A₁ = Anzahl · Quantity · Nombre · Numero · Cantidad · Número · Количество

⁷⁾ Einzelgewichte · Single weights · Poids individuels · Singoli pesi · Tramo punta de pluma · Pesos de peças componentes · Индивидуальный вес

Sämtliche Angaben erfolgen ohne Gewähr.

This information is supplied without liability.

Ces renseignements sont sans garantie.

Tutte le indicazioni fornite senza garanzia.

Declinamos toda responsabilidad derivada de la información proporcionada.

Declinamos qualquer responsabilidade quanto à informação fornecida.

Все данные указаны без обязательств.

Änderungen vorbehalten!

Subject to technical modifications!

Sous réserves de modifications !

Con riserva di modifiche!

¡Sujeto a modificaciones sin previo aviso!

Sujeto a modificações!

С правом внесения изменений!