

53 K



EN 14439:2009 - C25
Technical Data

LIEBHERR

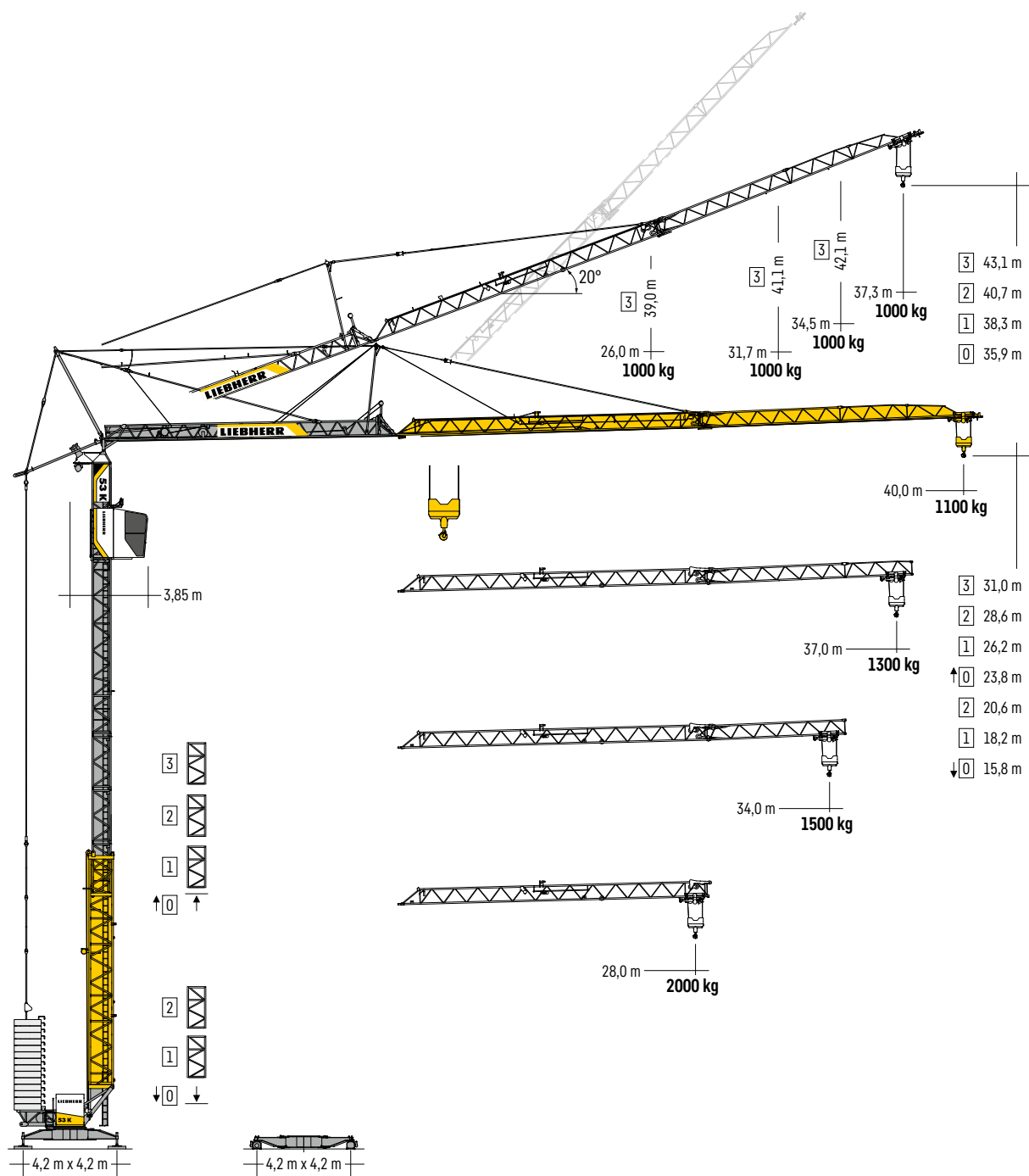
Tower Cranes



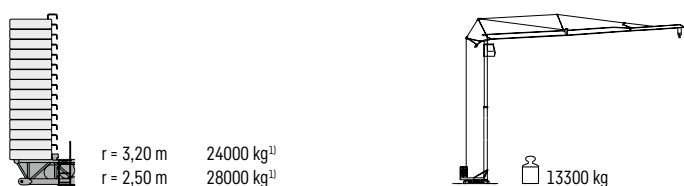
53 K

Kranbetrieb und Transport · Crane operation and transport Exploitation de la grue et transport · Funzionamento della gru e trasporto Accionamiento de grúa y transporte · Operação e transporte de guindastes Эксплуатация крана и транспортировка	04
Gewichte · Weights · Poids · Pesi · Pesos · Pesos · Macca.....	04
Ausladung und Tragfähigkeit · Radius and capacity · Portée et charge Sbraccio e portata · Alcances y cargas · Alcance e capacidade de carga Вылет и грузоподъемность.....	06
Antriebe · Driving units · Mécanismes d'entraînement · Meccanismi Mecanismos · Mecanismos · Приводы	07
Aufstellvorgang · Erection procedure · Déroulement de montage Procedimento di montaggio · Procedimiento de montaje · Sistema de montagem Процесс развертывания	07
Kolli-Liste · Packing List · Liste de colisage · Lista dei colli · Lista de contenido Lista de embalagem · Упаковочный лист	08

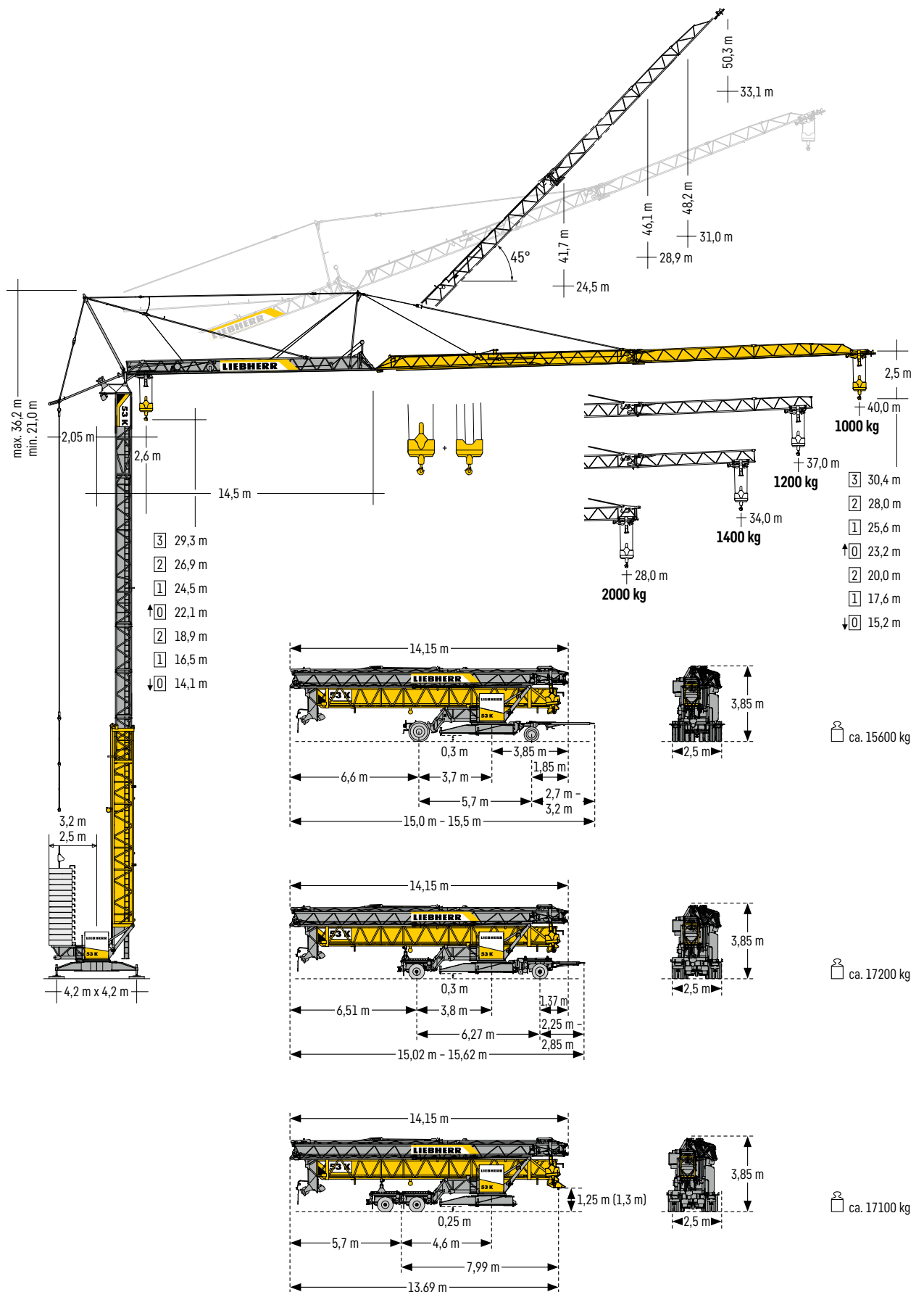
Kranbetrieb und Transport · Crane operation and transport · Exploitation de la grue et transport · Funzionamento della gru e trasporto · Accionamiento de grúa y transporte · Operação e transporte de guindastes · Эксплуатация крана и транспортировка



Gewichte · Weights · Poids · Pesi · Pesos · Pesos · Macca





¹⁾ Siehe Betriebsanleitung · See instruction manual · Voir manuel de service · Vedi manuale d'istruzione · Ver manual de instrucción · Ver manual de instruções · См. инструкцию по эксплуатации.




Ausladung und Tragfähigkeit · Radius and capacity · Portée et charge · Sbraccio e portata Alcances y cargas · Alcance e capacidade de carga · Вылет и грузоподъемность


Auslegerstellung 0° · Jib position 0° · Position de flèche 0° · Posizione del braccio 0° Posición de la pluma 0° · Posição da lança 0° · Положение стрелы 0°

m			m																				
	m	kg	14,0	16,0	18,0	20,0	22,0	24,0	26,0	28,0	29,0	30,0	31,0	32,0	33,0	34,0	35,0	36,0	37,0	38,0	39,0	40,0	
40,0	2,6 - 24,4	2000	2000						1850	1700	1630	1560	1500	1450	1390	1340	1300	1250	1210	1170	1140	1100	
37,0	2,6 - 25,8	2000	2000						1980	1820	1740	1670	1610	1550	1490	1440	1390	1340	1300				
34,0	2,6 - 26,7	2000	2000						1890	1810	1740	1680	1610	1550	1500								
28,0	2,6 - 28,0	2000	2000																				

m			m																				
	m	kg	14,0	16,0	18,0	20,0	22,0	24,0	26,0	28,0	29,0	30,0	31,0	32,0	33,0	34,0	35,0	36,0	37,0	38,0	39,0	40,0	
40,0	2,6 - 23,6	2000	2000						1960	1770	1610	1540	1470	1410	1350	1300	1250	1200	1160	1110	1070	1040	1000
37,0	2,6 - 24,9	2000	2000						1900	1730	1650	1580	1520	1450	1400	1340	1290	1250	1200				
34,0	2,6 - 25,7	2000	2000						1970	1800	1720	1650	1580	1520	1460	1400							
28,0	2,6 - 28,0	2000	2000																				

m			m																			
	m	kg	14,0	16,0	18,0	20,0	22,0	24,0	26,0	28,0	29,0	30,0	31,0	32,0	33,0	34,0	35,0	36,0	37,0	38,0	39,0	40,0
40,0	2,6 - 13,1	4200	3850	3270	2830	2480	2200	1970	1780	1620	1550	1480	1420	1360	1300	1250	1200	1160	1120	1080	1040	1000
37,0	2,6 - 13,7	4200	4090	3480	3010	2640	2350	2110	1900	1730	1660	1590	1520	1460	1400	1340	1290	1250	1200			
34,0	2,6 - 14,1	4200	4200	3600	3120	2740	2440	2190	1980	1800	1720	1650	1580	1520	1460	1400						
28,0	2,6 - 15,3	4200	4200	3970	3440	3030	2690	2420	2190	2000												

Auslegerstellung 20° · Jib position 20° · Position de flèche 20° · Posizione del braccio 20° Posición de la pluma 20° · Posição da lança 20° · Положение стрелы 20°

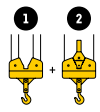
m			m																		
	m	kg	14,0	16,0	18,0	20,0	22,0	24,0	26,0	28,0	29,0	30,0	31,0	31,7	32,0	33,0	34,0	34,5	35,0	36,0	37,0
40,0	2,6 - 37,3	1000	1000																		
37,0	2,6 - 34,5	1000	1000																		
34,0	2,6 - 31,7	1000	1000																		
28,0	2,6 - 26,0	1000	1000																		

²⁾ Serie · Series · Série · Serie · Serie · Série · Серия

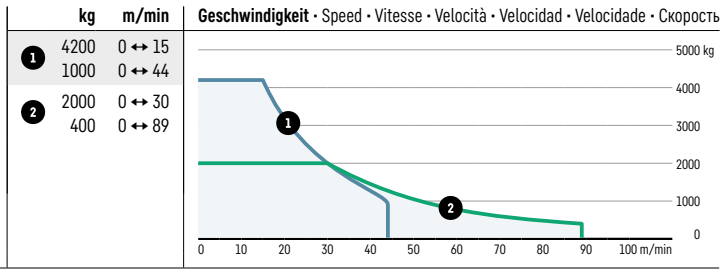
³⁾ Option mit 20° Steilstellung · Option with 20° luffed position · Option avec relevage à 20° · Opzione con impennamento a 20°
Opción pluma inclinada a 20° · Opcional com lança inclinada 20° · Опция с положением стрелы под углом 20°

Antriebe · Driving units · Mécanismes d'entraînement · Meccanismi
Mecanismos · Mecanismos · Приводы

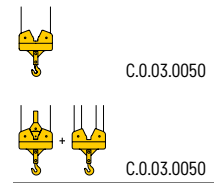
11 kW FU



↔
stufenlos · stepless
régl. continu · regl. progressiva
sin escalones · sem degraus
бесступенчатый

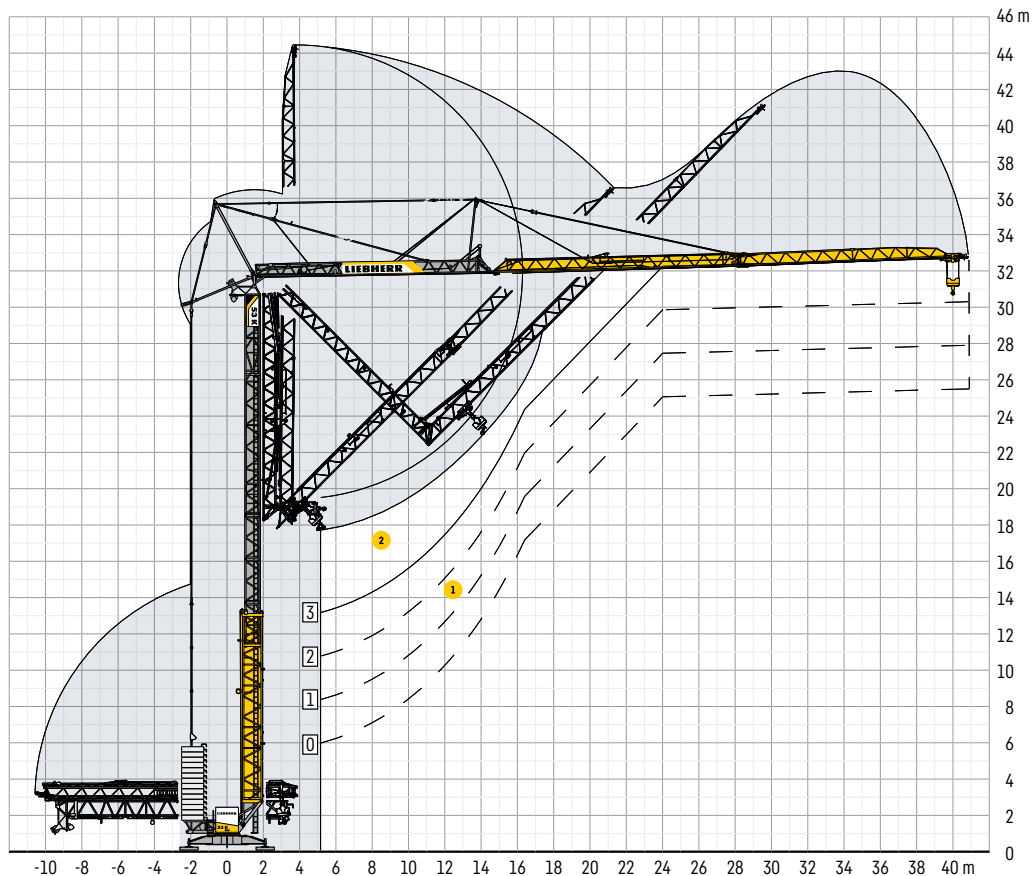


BGL



0 ↔ 0,9 U/min · st./min · tr./min 3,0 kW FU	0 ↔ 51 m/min 2,2 kW FU ²⁾	0 ↔ 52 m/min 3,0 kW FU ³⁾	0 ↔ 25 m/min 2 x 2,2 kW FU	0 – 45°, 95 sec. 2,0 kW
				380 – 440 V
				50 – 60 Hz
				16,0 kVA (FU)

Aufstellvorgang · Erection procedure · Déroulement de montage · Procedimento di montaggio
Procedimiento de montaje · Sistema de montaje · Процесс развертывания



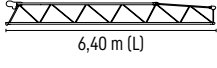
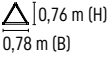
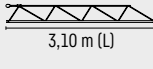
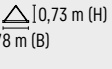
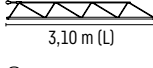
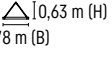

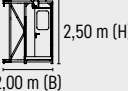
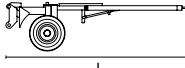


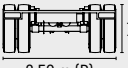
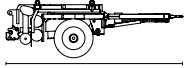
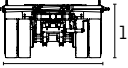

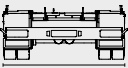

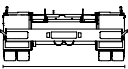


1 Standard Aufstellkurven von 0 bis 3 Turmstücken
Standard erecting curves from 0 to 3 tower sections
Courbes de montage standard de 0 à 3 éléments de mât
Curve di montaggio standard con 0 fino a 3 elementi torre
Curvas de montaje estándar (0 – 3 tramos de torre)
Curvas padrão de montagem de 0 até 3 segmentos de torre
Стандартная монтажная высота с 0 – 3 башенными секциями

2 Erhöhte Aufstellkurve (+4,5 m) am Beispiel von 3 Turmstücken
Elevated erecting curve (+4,5 m) using the example of 3 tower sections
Courbe de montage élevée (+4,5 m) en prenant pour exemple 3 éléments de mât
Elevata curva di montaggio (+4,5 m), come per esempio con 3 elementi di torre
Curva de montaje elevada (+4,5 m): ejemplo con 3 tramos
Curva elevada de montagem (+4,5 m) como exemplo para 3 segmentos de torre
Увеличенная монтажная высота (+4,5 м) на примере 3-ти башенных секций

Kolli-Liste - Packing List - Liste de colisage - Lista dei colli - Lista de contenido

Lista de embalagem - Упаковочный лист

P ₁	A ₁	Beschreibung - Description - Description - Descrizione - Descripción - Descrição - Описание				
1 2	2 1*	Turmstück (ohne/mit Turmauflage) - Tower section (without/with tower support) - Élément de mât (sans/avec support de mât) Elemento di torre (senza/con pedana di servizio) - Tramo de torre (sin/con soporte de torre) - ramo de torre (sem/com suporte de torre) Башенная секция (без/с опорными выступами)				
			L (m)	B (m)	H (m)	kg
			2,50 2,50	0,86 0,86	0,86 0,86	400 550*
3	1	Ausleger-Verlängerung 28,0 m - 34,0 m - Jib extension Rallonge de la flèche - Elemento estensione braccio Prolongación de pluma - Extensão da lança - Удлинение стрелы				
			6,40 m (L)		0,76 m (H) 0,78 m (B)	
						250 kg
4	1	Ausleger-Verlängerung 34,0 m - 37,0 m - Jib extension Rallonge de la flèche - Elemento estensione braccio Prolongación de pluma - Extensão da lança - Удлинение стрелы				
			3,10 m (L)		0,73 m (H) 0,78 m (B)	
						90 kg
5	1	Ausleger-Verlängerung 37,0 m - 40,0 m - Jib extension Rallonge de la flèche - Elemento estensione braccio Prolongación de pluma - Extensão da lança - Удлинение стрелы				
			3,10 m (L)		0,63 m (H) 0,78 m (B)	
						70 kg
6	1	Kabine - Cabin - Cabine - Cabina - Cabina - Кабина				
			2,65 m (L)		2,50 m (H) 2,00 m (B)	
						900 kg
7	1	Transportachse vorne - Road transport axle front Essieux de transport avant - Asse di trasporto anteriore Eje delantero para transporte - Eixo de transporte dianteiro Транспортировочная ось, передняя				
			L (m)	B (m)	H (m)	kg
		Tra 100 KY 2	3,65			750
		Tra 100 KY 6	-	1,45	1,10	920
		Tra 100 KY 6 A	4,15			920
8	1	Transportachse hinten - Road transport axle behind Essieux de transport arrière - Asse di trasporto posteriore Eje trasero para transporte - Eixo de transporte traseiro Транспортировочная ось, задняя				
		Tra 120 GY 1 A Tra 120 GY 1	1,90 m (L)		1,05 m (H) 2,50 m (B)	
						1100 kg
9	1	Transportachse vorne LiTRAX HS-121 - Road transport axle front Essieux de transport avant - Asse di trasporto anteriore Eje delantero para transporte - Eixo de transporte dianteiro Транспортировочная ось, передняя				
			3,65 m - 4,25 m (L)		1,15 m (H) 2,10 m (B)	
						1900 kg
10	1	Transportachse hinten LiTRAX HS-122 (ohne Lenkung) - Road transport axle behind (without steering) Essieux de transport arrière (sans direction) Asse di trasporto posteriore (senza sterzo) - Eje trasero para transporte (sin sistema de dirección) - Eixo de transporte traseiro (sem esterço) Транспортировочная ось, задняя (без управления)				
			1,95 m (L)		1,10 m (H) 2,50 m (B)	
						1600 kg
11	1	Transportachse hinten LiTRAX HS-123 (mit Lenkung) - Road transport axle behind (with steering) Essieux de transport arrière (avec direction) Asse di trasporto posteriore (con sterzo) - Eje trasero para transporte (con sistema de dirección) - Eixo de transporte traseiro (com esterço) Транспортировочная ось, задняя (с управлением)				
			1,95 m (L)		1,10 m (H) 2,50 m (B)	
						1700 kg

P₁ = Position - Item - Position - Posizione - Posición - Posição - Положение A₁ = Anzahl - Quantity - Nombre - Numero - Cantidad - Número - Количество

Sämtliche Angaben erfolgen ohne Gewähr.

This information is supplied without liability.

Ces renseignements sont sans garantie.

Tutte le indicazioni fornite senza garanzia.

Declinamos toda responsabilidad derivada de la información proporcionada.

Declinamos qualquer responsabilidade quanto à informação fornecida.

Все данные указаны без обязательств.

Änderungen vorbehalten!

Subject to technical modifications!

Sous réserves de modifications !

Con riserva di modifiche!

¡Sujeto a modificaciones sin previo aviso!

Sujeto a modificações!

С правом внесения изменений!

Liebherr-Werk Biberach GmbH - Memminger Str. 120 - 88400 Biberach an der Riß, Germany
Phone +49 7351 41-0 - Fax +49 7351 41-2225 - info.lbc@liebherr.com - www.liebherr.com